

AVANT DE COMMENCER...

Cliquez ici ou sélectionnez Fichier > Préférences > Généralités, et désélectionnez l'option **“Ouverture des liens interdocument dans la même fenêtre”** dans la boîte de dialogue Préférences générales. Ainsi, vous pourrez consulter des fichiers PDF (Portable Document Format) tout en ayant Adobe ActionPack ouvert. *Cliquez pour continuer.*

INTRODUCTION

Les CD-ROM Adobe ActionPack proposent une collection impressionnante de composants de haute qualité, spécialement conçus pour optimiser rapidement vos performances sur Adobe® Illustrator®, Adobe PageMaker® et Adobe Photoshop®, produits phares d'Adobe en matière de publication intégrée.

En parcourant les produits Adobe, vous noterez leurs interfaces similaires. Maîtrisez l'un d'entre eux et vous les maîtriserez tous ! En outre, ces trois programmes supportent une liste croissante de formats de fichiers. Ainsi, quelque soit la destination de vos données (imprimante, CD-ROM, réseau d'entreprise ou le Web), vous concevez en un lieu et publiez n'importe où. C'est ce qui fait la charme des logiciels Adobe.

Pour visualiser le contenu de votre ActionPack, [cliquez ici](#).

Pour plus de détails sur les produits Adobe, visitez notre site Web à l'adresse :
www.adobe.fr

Adobe
action
pack



Graphics

Graphics | CD 1



Plug-Ins

Plug-Ins | CD 2

Learning

Learning | CD 3

Cliquez sur ce bouton à tout moment pour obtenir l'aide. 


Ce bouton permet d'avancer dans la section en cours. 


Ce bouton permet de revenir en arrière dans la section en cours. 

Ce bouton permet de revenir à la page du menu principal. 

(Les boutons en surbrillance sont actifs.)

Cet onglet permet d'afficher la liste du contenu des CD-ROM.

Les éléments de cette liste dotés de l'icône  ouvriront des fichiers PDF.

Pour accéder au fichier , revenez au bureau, insérez le CD-ROM ActionPack numéroté approprié, recherchez le fichier, puis ouvrez-le.

Ce symbole désigne le disque en cours d'exécution. ➔ CD

Pour évaluer votre potentiel créatif, consultez le CD-ROM ActionPack 1. Il contient des fichiers clip-art PostScript® de haute qualité, des polices, des séquences animées GIF, des images, des photos numériques, et des illustrations conçues spécialement en vue de leur exploitation sur des pages Web. *Cliquez pour continuer.*



Clip art,
polices, photos,
images Web, et plus encore...

La collection des modules externes du CD-ROM ActionPack 2 vous permet d'optimiser vos performances dans Adobe Illustrator, Adobe PageMaker et Adobe Photoshop. *Cliquez pour continuer.*



Logiciel à
modules externes
pour une efficacité maximale


Le contenu du CD-ROM 3 vous aidera à rationaliser vos travaux et à améliorer votre productivité avec Adobe Illustrator, Adobe PageMaker et Adobe Photoshop. Il offre de nombreux conseils et astuces, dont certains nous ont été confiés par les formateurs chevronnés d'Adobe, Russell Brown et Luanne Cohen. Que vous ayez besoin d'informations sur des techniques spécifiques ou d'une présentation sur la publication électronique et le Web, vous y trouverez votre bonheur.

Cliquez pour continuer.



Formation multimédia, publication électronique conseils & techniques


Fortune Hill

 **anim@X**


100 animated GIF files
for use on Web pages



Clip Art

 **Hypnoclips 1**

- Ad Cuts 1
- Animals
- Business & Transport
- Couples
- Halloween & Thanksgiving
- Holiday Assortment
- Men
- People 1
- Rustic Vignettes
- Snappy Sayings

 **Hypnoclips 2**

- Ad Cuts 2
- American Government
- Children & Youth
- Christmas
- Dining & Dancing
- Money
- People 2
- Retro Bugs—Goods
- Retro Bugs—Services
- Sports
- Women





DigiArt™ Clip Art

Animals Animals

Art Jam

Business Cartoons

Businessville

City Life

Classic Clips

-Arts & Entertainment

-Business & Occupations

-Celebrations & Occasions

-Christmas & New Year

-Design Elements

-Design Headings

-Design Letters

-President Group

-President Letters

-Design Templates

-Food

-Miscellaneous

-Sports & Leisure

-Classic Clips Color

Decorative Elements

Design Backgrounds

Hoopla Cuts

Hoopla Splash

Icontents

Kit'n' Kaboodle

Medical

Medical Colors

Neo Retro

Neo Techno

Nifty Fifties

Objects & Icons

Office & Education

Our Environment

Pica Zoo

Primal

Schoolsville





DigiArt Clip Art *(continued)*

- Science & Medicine
- Scream City
- Simple Silhouettes
- Sketches Around the World
- Sketches At Home
- Sketches Crisis & Care
- Sketches On the Town
- Sports & Leisure
- SportsVille
- Strokes & Sketches
- Style
- Universal Symbols
- Usefuls
- Woodcuts
- Working Women
- World Maps
- Worldbeat Africa
- Worldbeat America



Typefaces

- Alleycat™
- American Uncial
- Boca Raton™
- Bodoni Highlight™**
- DIGITAL™
- FARFEL™
- Lemonade™
- Metropolis**
- Narrowband Prime™
- Omni™
- Rubino™ Sans**
- Serpentine Sans™**
- Signature™*
- Smile™





Stock Photography

Digital Vision

Exclusives

ObjectGear™

PhotoGear™




Web Artwork



WebMorsels™ 1: Basic Bites

400 banners, buttons, bullets,
tiles, and more



WebMorsels 2: 100 Piece Sampler

Transparent GIFs and more

Order Forms & Special Offers



Adobe Source Book of Products



Image Club™ catalog of artwork,
digital photos, and type



Extensis Products (Windows & Macintosh)



PageTools

Fifteen plug-in software modules for Adobe PageMaker, including floating toolbars, character styles, and scaling multiple objects.

PhotoTools

An award-winning collection of eight productivity tools and everyday effects that allow you to:

- Create, edit, and format text blocks
- Create shadows, glows, bevels, and embosses with unlimited colors and resizable previews

Be sure to register your Extensis products to receive valuable support and information.


Visit www.extensis.com to enter drawings for free Extensis products.

Vertigo Products (Windows & Macintosh)






Vertigo 3D Words

Lets you add 3D text to your Adobe Illustrator designs quickly and easily. Choose from various path styles, move and rotate text along a 3D path, even control font, color, and camera view—all from within Adobe Illustrator.

Register your copy of Vertigo 3D Words today at www.vertigo3d.com to receive your free copy of Vertigo's Guide to 3D and enter the 3D Contest to win great prizes! Also, refer to the file  [Big_News.pdf](#) on CD 2 for information about other plug-in tools for Adobe applications, including Vertigo 3D Dizzy and Vertigo 3D Hot Text.







Graphics & Type Basics


-  How To Look Good On Paper
-  Presentations Made Easy
-  A Glossary of Color and Prepress Terms

Customer Spotlights





Adobe Illustrator

-  *Agnew Moyer Smith*—Technical Illustration
-  *Ron Chan*—Illustration
-  *Grey Advertising*—Graphic Design
-  *Home Box Office*—On-air Graphics
-  *The Johnee Bee Show*—Illustration
-  *Knight-Ridder/Tribune Graphics Network*—Informational Graphics
-  *Thomas-Bradley Illustration and Design*—Photo-realistic Illustration

Adobe PageMaker

-  *Chevron*—Corporate Publishing and Presentations
-  *Dornbos Press*—Service Bureau and Printer Uses
-  *Minelli Design*—Creating Exhibits, Publications, and Ads
-  *Bennett Peji Design*—Fine Artist Turned Designer

Adobe Photoshop


-  *Alan Lithograph*—Prepress Cornerstone
-  *Cocchiarella Design*—From Fine Artist to Digital Guru
-  *TX Unlimited*—Image Editing and Compositing
-  *Marc Yankus*—Freelance Illustration







Product Spotlights

Design Integration

The Cobb Group presents:

-  Newsletter design using Adobe Illustrator, Adobe PageMaker, and Adobe Photoshop

Product Information

-  Adobe Illustrator 7.0 Brochure
-  Adobe PageMaker 6.5 Brochure
-  Adobe Photoshop 4.0 Brochure
-  Adobe Source Book of Products



Training

Personal Training Systems

(Windows only)

Use the Personal Training Systems highly interactive instruction modules to learn more about Adobe PageMaker 6.5 and

Adobe Photoshop 4.0. These multimedia programs, included on CD 3, work with the Adobe software you own, so you get hands-on experience with the programs. Training levels range from beginner to expert.

-  Install PTS Training
-  How to purchase additional PTS products

Virtual Training Company




(Windows & Macintosh)

Offering more than 2 1/2 hours of instruction on Adobe Illustrator, Adobe PageMaker, and Adobe Photoshop, the Virtual Training Company's QuickTime-based training movies will increase your proficiency and productivity with all three products.

-  Enter VTC Training



Additional Training Resources





-  Adobe Authorized Learning Provider Programs (USA & Canada)
-  International Training Contacts
-  International *Classroom in a Book*® Information

Tips, Tricks, and Techniques






Adobe Illustrator

-  Luanne's Color Translation from Adobe Illustrator to Adobe Photoshop
-  Luanne's Handy Color Tips
-  Getting Adobe Illustrator Artwork into Adobe Photoshop
-  Adobe Illustrator and the World Wide Web
-  Luanne's Handy Pattern Tips
-  Luanne's Posterized Images With Adobe Streamline™
-  Web-Safe Colors

Adobe PageMaker

-  Hyperlink-o-Rama With Adobe PageMaker
-  Creating HTML Documents in Adobe PageMaker 6.5
-  Adobe Acrobat PDFs Direct from Adobe PageMaker 6.0
-  Creating HTML Documents in Adobe PageMaker 6.0

Adobe Photoshop

-  Luanne's Color Translation from Adobe Illustrator to Adobe Photoshop
-  White to Transparent Magic
-  Color Enhancement Using "Digital Gels"
-  Creative Masking Techniques for Compositing
-  Nicer Looking Fade Effects




Tips, Tricks, and Techniques

Adobe Photoshop (*continued*)






-  Getting Adobe Illustrator Artwork into Adobe Photoshop
-  Luanne on Layers
-  Adobe Photoshop into Adobe Acrobat®
-  Russ Goes Web Surfing With GIF
-  Luanne's Posterized Images With Adobe Streamline
-  Layer Mania
-  Russell Brown on Layers
-  Repairing Digital Photographs
-  Russell Brown's Top Tips and Shortcuts for Adobe Photoshop 4.0
-  Digital Stain Removal
-  Snap Tips: Working With Photos in Adobe Photoshop 4.0

Image Club Tips, Tricks, and Samples

-  Design Samples
-  Highlights from the Image Club Tips & Tricks Interactive CD-ROM
-  How to Buy Image Club Tips & Tricks Interactive CD-ROM

Frequently Asked Questions (FAQ) Answered

From the Adobe Press

-  Adobe FAQ
-  Adobe Press Books in Print
-  Q & A from *Adobe Magazine*
-  Late Breaking FAQ on Adobe Illustrator 7.0
-  Adobe Illustrator Technical Notes




Electronic Publishing

Electronic Publishing Guide

Adobe Press Publications

 Internet Publishing With Adobe Acrobat


 From Paper to Web: Making Information Instantly Accessible


 Web Sites that Work—Highlights


Adobe Acrobat Customer Spotlights

 Adobe Acrobat Capture® Unlocks Corporate Memory

 Adobe Acrobat Capture—Capturing the Power of Information

 Adobe Acrobat in Advertising—Digital Ad Distribution


 Adobe Acrobat Exchange® and Lotus Notes


 World Wide Web Publishing With Adobe Acrobat

 *AT&T* Uses Adobe Acrobat to Cut Costs

 *Buck & Pulley*n—Adobe Acrobat Improves Customer Relationships

 *Capps Studio*—Adobe Acrobat Serves Production Studio Clients

 *First Call Corporation*—Money Managers & Brokerage Firms Save With Adobe Acrobat

 *Intel*—Adobe Acrobat Delivers More Cost-Efficient Electronic Communications

 *Siebel Systems*—Adobe Acrobat Reduces Product Development Time

 *Tandem Computers*—Adobe Acrobat in Sales Force Automation








 *Virginia Polytechnic*—Adobe Acrobat Reduces Educational Costs

 *The Wharton School*—Easy Access to a World of Information



Electronic Publishing *(continued)*

Product Information

-  Adobe Acrobat Guide to Related Products & Services
-  Adobe Acrobat 3.0 Fact Sheet
-  Adobe Acrobat 3.0 Brochure
-  Adobe Acrobat Capture 2.0 Brochure
-  Adobe Acrobat 3.0 On-line Guide
-  Sharing Documents On-line
-  Adobe Acrobat PDF as Catalyst for Convergence

Adobe Sales and Service

-  Adobe Authorized Service Providers (USA & Canada)
-  Adobe Technical Support Options (USA & Canada)
-  Adobe Offices Worldwide
-  Adobe Online Services Guide (Europe)
-  International Distributors and Sales Offices



ABOUT ADOBE SYSTEMS

Based in San Jose, Calif., Adobe Systems Incorporated develops and supports products to help people express and use information in more imaginative and meaningful ways, across all print and electronic media. Founded in 1982, Adobe helped launch the desktop publishing revolution. Today, the company offers a market-leading line of application software and type products for creating and distributing visually rich communication materials; licenses its industry-standard technologies to major hardware manufacturers, software developers, and service providers; and offers integrated software solutions to businesses of all sizes.

For more information, see Adobe's home page at www.adobe.fr on the World Wide Web. *Click to return*

Adobe, the Adobe logo, Acrobat, Acrobat Capture, Acrobat Exchange, Classroom in a Book, DigiArt, Font & Function, Illustrator, Image Club, the Image Club logo, ObjectGear, PageMaker, PhotoGear, Photoshop, PostScript, Streamline, and WebMorsels are trademarks of Adobe Systems Incorporated. Macintosh and QuickTime are trademarks of Apple Computer, Inc. registered in the U.S. and other countries. QuickTime and the QuickTime logo are trademarks used under license. Windows is either a registered trademark or a trademark of Microsoft Corporation. Extensis, the Extensis logo, Extensis Fetch, Mask Pro, PageTools, PhotoTools and VectorTools are trademarks of Extensis Corporation. Intellihance is a trademark of DPA Software and contains trade secrets of DPA Software. Vertigo, Vertigo 3D Words and Vertigo 3D Dizzy are trademarks of Vertigo Technology Inc. "Personal Training" and the Personal Training Systems logo are registered trademarks of Personal Training Systems. The Cobb Group and its logo are registered trademarks of Ziff-Davis, Inc. All other trademarks are the property of their respective owners.